

Scaled data based on original data using
LM-79-08 Approved Method: Electrical and Photometric Measurements of Solid-
State Lighting Products

Test Report Prepared for
Cooper Lighting Solutions
(formerly Eaton)

Brand: INVUE

Report Number: P162299

Luminaire Tested: **ECM-E04-LED-E1-SL2-HSS-7060**

Issue Date: 03/03/2020

Test Information

Test Method: LM-79-08
Report Number: P162299
REPORT IS SCALED FROM IESNA LM-79-08 TEST DATA (P33726)
Test Lab: INNOVATION CENTER-P3
Issue Date: 03/03/2020
Manufacturer: COOPER LIGHTING SOLUTIONS (FORMERLY EATON)
Product Line: INVUE
Catalog Number: ECM-E04-LED-E1-SL2-HSS-7060
Description: EPIC CLASSICAL MEDIUM DECORATIVE LED LUMINAIRE
(4) LIGHTBARS WITH AccuLED OPTICS - TYPE 2 W/ SPILL LIGHT CONTROL AND HOUSE SIDE SHIELD
Light Source: (84) 5700K CCT, 70 CRI LEDs
Ballast/Driver: -

Summary

Lumens per Lamp: N/A
Luminaire Lumens: 7155.3 lumens
Efficiency: N/A
Efficacy: 73.6 lumens/watt
Luminous Opening: Rectangular w/ Sides (W: 0.67' x L: 1' x H: 0.1')
IES Classification: Type II - Short - Non-Cutoff
BUG Rating: B0 - U0 - G2

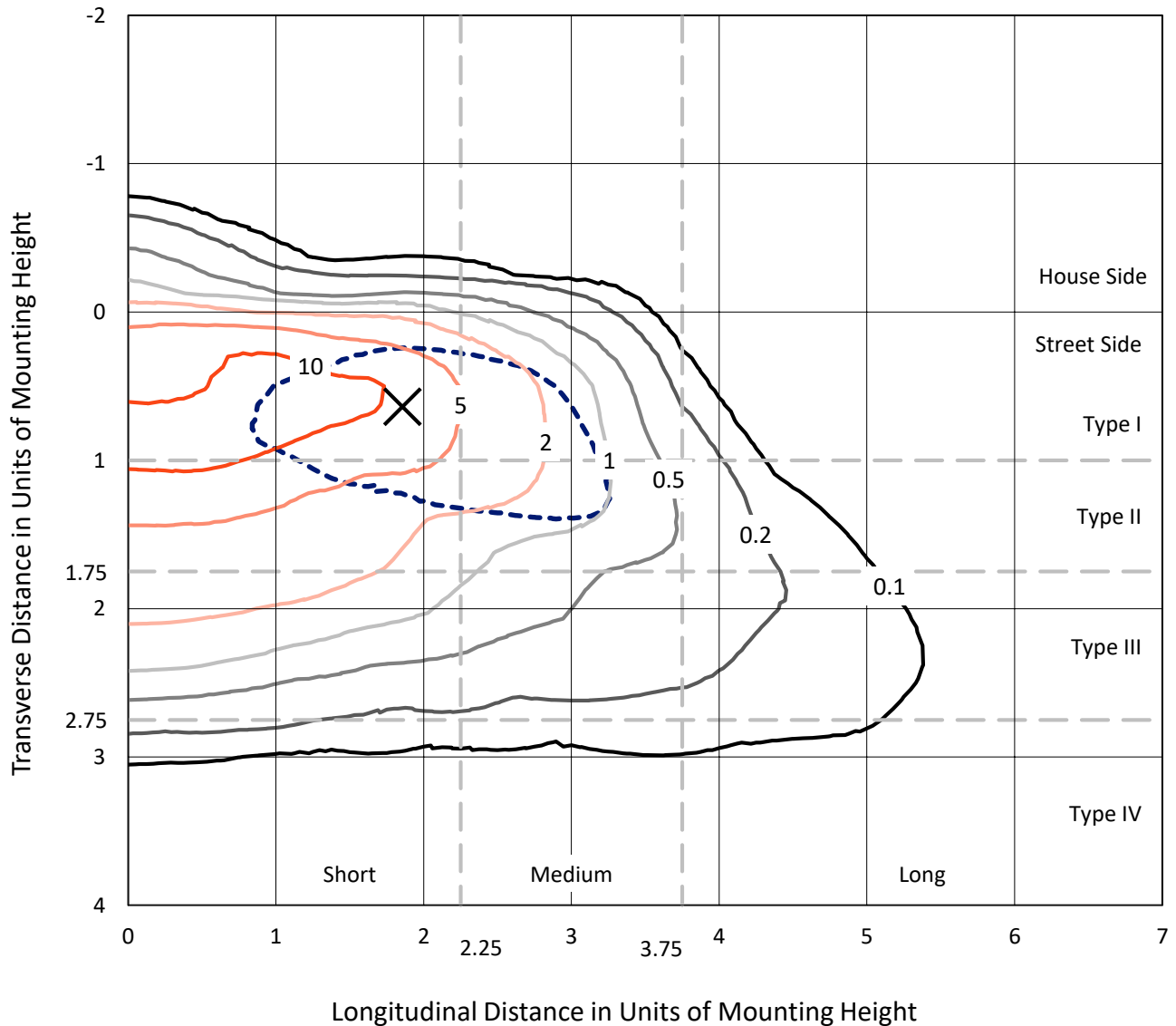
Input Watts (W): 97.2
Input Voltage (V): NR
Input Current (Ain): NR
Voltage Rise (V): NR
Power Factor: NR
Total Harmonic Distortion (THDi): NR
Frequency (hertz): 60
Stabilization Time: NR
Operation Time: NR
Ambient Temperature (°C): NR
Test Distance: 25 FT



REPORT NUMBER: P162299
 CATALOG NUMBER: ECM-E04-LED-E1-SL2-HSS-7060

Iso-Footcandle Lines of Horizontal Illumination

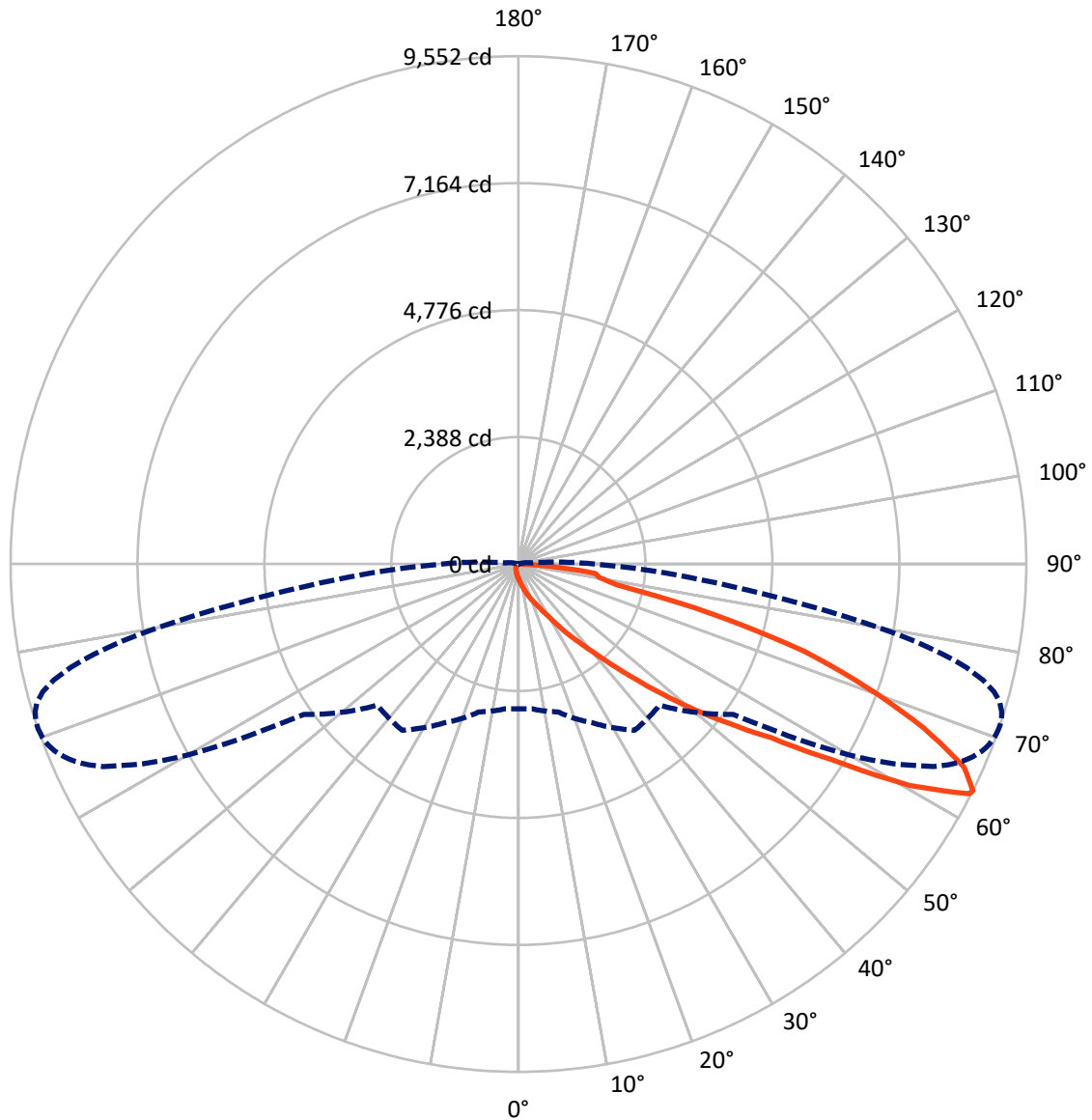
✕ Max cd
 - - - 1/2 Max cd



Based on 10 foot mounting height. Maximum calculated value = 15.1 fc
 Type II - Short - Non-Cutoff

REPORT NUMBER: P162299
CATALOG NUMBER: ECM-E04-LED-E1-SL2-HSS-7060

Luminous Intensity Polar Plot



— Vertical Plane Through 71-Deg Lateral - - - Horizontal Cone Through 63-Deg Vertical

REPORT NUMBER: P162299

CATALOG NUMBER: ECM-E04-LED-E1-SL2-HSS-7060

FLUX DISTRIBUTION:

		Downward	Upward	Total
House Side	Lumens	152.0	0.0	152.0
	% Fixture	2.1	0.0	2.1
Street Side	Lumens	7003.3	0.0	7003.3
	% Fixture	97.9	0.0	97.9
Total	Lumens	7155.3	0.0	7155.3
	% Fixture	100.0	0.0	100.0

Coefficient of Utilization

ZONAL LUMENS:

Zone	Lumens	% Fixture
0°-10°	30.3	0.4
10°-20°	117.6	1.6
20°-30°	239.0	3.3
30°-40°	583.8	8.2
40°-50°	1305.7	18.2
50°-60°	1836.0	25.7
60°-70°	2158.9	30.2
70°-80°	779.6	10.9
80°-90°	104.3	1.5
90°-100°	0.0	0.0
100°-110°	0.0	0.0
110°-120°	0.0	0.0
120°-130°	0.0	0.0
130°-140°	0.0	0.0
140°-150°	0.0	0.0
150°-160°	0.0	0.0
160°-170°	0.0	0.0
170°-180°	0.0	0.0
0°-90°	7155.3	100.0
0°-180°	7155.3	100.0



REPORT NUMBER: P162299

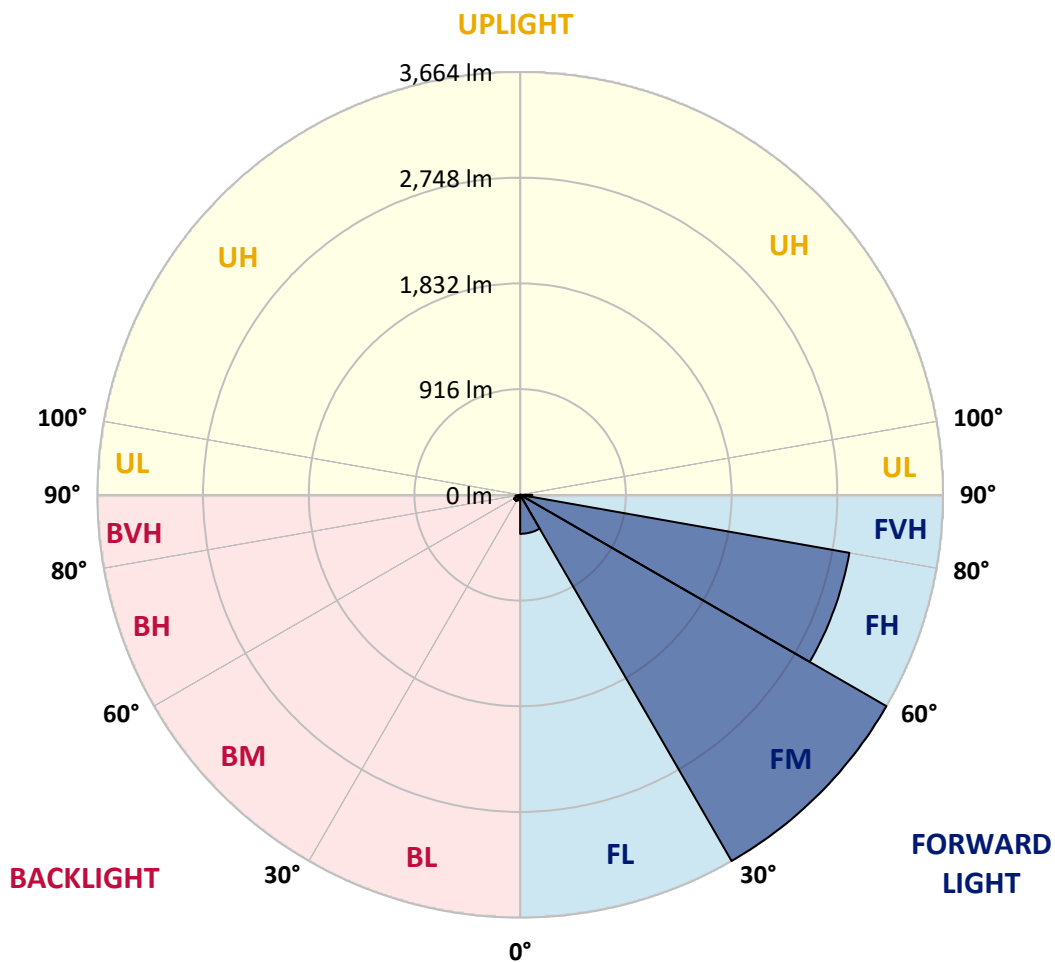
CATALOG NUMBER: ECM-E04-LED-E1-SL2-HSS-7060

LUMINAIRE CLASSIFICATION SYSTEM LUMEN TABLE AND BUG RATING:

Zone	Lumens	% Fixture	Zone Rating/Lumen Limit		
			B	U	G
FL (0°-30°)	338.1	4.7			
FM (30°-60°)	3664.3	51.2			
FH (60°-80°)	2896.9	40.5			G2/5000
FVH (80°-90°)	104.0	1.5			G2/225
BL (0°-30°)	48.8	0.7	B0/110		
BM (30°-60°)	61.2	0.9	B0/220		
BH (60°-80°)	41.7	0.6	B0/110		G0/110
BVH (80°-90°)	0.2	0.0			G0/10
UL (90°-100°)	0.0	0.0		U0/0	
UH (100°-180°)	0.0	0.0		U0/0	

BUG Rating: B0-U0-G2

Type II Short





REPORT NUMBER: P162299
 CATALOG NUMBER: ECM-E04-LED-E1-SL2-HSS-7060

CANDELA DISTRIBUTION (FULL):

	0°	5°	15°	25°	35°	45°	55°	56°	57°	58°	59°
0°	274.4	274.4	274.4	274.4	274.4	274.4	274.4	274.4	274.4	274.4	274.4
2.5°	359.0	363.0	360.4	353.8	346.0	335.6	326.4	326.4	325.2	321.2	322.6
5°	470.9	472.1	466.9	451.3	437.1	415.0	390.2	387.6	385.0	381.2	379.8
7.5°	580.1	585.3	580.1	563.3	534.7	500.7	461.7	457.9	450.1	450.1	444.9
10°	692.0	692.0	686.8	667.2	641.2	593.1	543.7	537.3	528.1	525.5	517.7
12.5°	771.4	771.4	768.8	758.4	737.6	694.6	634.8	628.3	616.6	612.7	603.6
15°	802.6	802.6	803.9	812.9	814.3	794.8	732.4	727.2	715.4	705.0	701.2
17.5°	822.1	820.7	820.7	833.7	857.3	870.3	829.9	824.7	811.7	806.5	793.5
20°	865.1	862.5	854.5	854.5	876.7	922.3	922.3	920.9	906.7	902.7	896.3
22.5°	928.7	926.1	902.7	883.3	893.7	950.9	1004.2	1001.6	996.4	991.2	987.3
25°	1032.8	1023.6	983.4	926.1	917.1	978.2	1066.6	1073.2	1077.0	1077.0	1079.6
27.5°	1190.1	1178.5	1107.0	1000.2	960.0	1022.4	1135.6	1148.6	1160.3	1162.9	1174.5
30°	1408.8	1388.0	1285.2	1129.1	1036.8	1087.4	1237.1	1251.3	1268.3	1273.5	1291.7
32.5°	1767.8	1756.0	1657.2	1423.0	1225.3	1214.9	1378.8	1397.0	1419.2	1428.2	1450.4
35°	2314.1	2316.7	2236.1	2025.3	1752.2	1609.1	1632.5	1648.1	1655.9	1683.2	1694.9
37.5°	2684.8	2691.3	2709.5	2626.3	2431.2	2285.5	2102.0	2119.0	2078.6	2082.6	2083.8
40°	2887.7	2908.5	3015.2	3095.8	3080.2	2995.7	2848.7	2857.8	2782.4	2765.4	2683.5
42.5°	3023.0	3050.3	3220.7	3470.4	3597.9	3674.7	3640.9	3636.9	3578.4	3556.3	3487.4
45°	3107.6	3132.2	3346.9	3715.0	4008.9	4232.8	4325.1	4335.5	4286.1	4263.9	4206.8
47.5°	3103.6	3132.2	3362.5	3806.0	4239.2	4597.0	4857.0	4870.0	4900.0	4880.6	4884.4
50°	2931.9	2959.3	3190.8	3651.3	4171.6	4763.5	5239.6	5281.2	5329.3	5361.7	5377.3
52.5°	2723.8	2743.4	2948.9	3385.9	3882.8	4694.5	5465.9	5537.4	5609.0	5670.1	5712.9
55°	2647.1	2669.2	2830.5	3193.4	3651.3	4405.7	5571.2	5676.6	5778.1	5878.2	5960.2
57.5°	2687.4	2708.2	2824.0	3102.4	3513.4	4101.3	5601.2	5765.1	5931.6	6094.1	6255.4
60°	2835.7	2857.8	2956.7	3186.9	3477.0	3925.7	5484.1	5755.9	6033.0	6316.6	6583.2
62.5°	2777.2	2786.2	2931.9	3335.1	3737.1	3776.2	5058.7	5438.5	5861.3	6298.4	6728.9
63°	2721.2	2731.6	2879.9	3294.9	3816.4	3754.0	4927.4	5327.9	5774.1	6245.0	6713.3
65°	2467.6	2468.8	2582.1	2909.9	3728.0	3793.0	4341.9	4724.5	5237.0	5801.5	6393.3
67.5°	1841.9	1832.8	1942.1	2191.8	2926.7	3794.4	3726.7	3941.3	4297.7	4798.6	5329.3
70°	653.0	638.6	815.5	1161.6	1823.7	3103.6	3202.5	3216.8	3315.7	3586.2	3919.2
72.5°	212.1	215.9	260.2	425.4	840.3	2089.0	2899.4	2855.2	2829.2	2827.9	2872.1
75°	84.6	85.9	104.1	188.7	377.2	1006.8	2539.1	2563.8	2572.9	2585.9	2600.3
77.5°	40.4	44.2	58.6	105.3	187.3	498.1	1817.2	2026.6	2146.3	2238.7	2294.5
80°	14.4	17.0	32.6	65.0	87.2	228.9	957.4	1155.1	1330.7	1557.1	1752.2
82.5°	0.0	0.0	6.6	45.6	48.2	92.3	392.8	460.5	526.9	682.8	876.7
85°	0.0	0.0	0.0	13.0	14.4	15.6	132.7	159.9	179.5	209.5	241.9
87.5°	0.0	0.0	0.0	0.0	0.0	0.0	1.4	4.0	7.8	19.6	30.0
90°	0.0	0.0	0.0	0.0	0.0	0.0	0.0	0.0	0.0	0.0	0.0



REPORT NUMBER: P162299
 CATALOG NUMBER: ECM-E04-LED-E1-SL2-HSS-7060

CANDELA DISTRIBUTION (continued):

	60°	61°	62°	64°	65°	66°	67°	68°	69°	70°	71°
0°	274.4	274.4	274.4	274.4	274.4	274.4	274.4	274.4	274.4	274.4	274.4
2.5°	320.0	318.6	318.6	316.0	314.8	312.2	310.8	307.0	305.6	305.6	305.6
5°	378.6	373.4	370.8	364.2	360.4	359.0	352.6	350.0	346.0	347.4	340.8
7.5°	443.6	434.5	430.6	421.4	418.8	409.8	407.2	400.6	396.8	389.0	386.4
10°	515.1	503.3	496.9	482.5	478.7	472.1	464.3	456.5	450.1	442.3	438.4
12.5°	597.1	586.7	581.5	561.9	552.9	543.7	533.3	522.9	512.5	505.9	496.9
15°	693.4	676.4	671.2	653.0	637.4	625.7	611.4	598.3	590.5	577.5	568.5
17.5°	788.3	771.4	767.4	740.2	723.2	715.4	699.8	682.8	668.6	655.6	641.2
20°	883.3	871.5	861.1	835.1	816.9	803.9	783.1	766.2	754.4	736.2	718.0
22.5°	978.2	966.5	958.7	931.3	914.5	896.3	878.1	859.9	842.9	820.7	800.0
25°	1075.8	1068.0	1064.0	1039.4	1023.6	1006.8	988.6	967.8	947.0	922.3	900.1
27.5°	1177.1	1179.7	1171.9	1166.8	1149.9	1138.2	1109.6	1095.2	1079.6	1049.8	1022.4
30°	1306.0	1313.8	1311.2	1315.1	1304.7	1296.9	1274.7	1256.5	1238.3	1209.7	1178.5
32.5°	1468.6	1479.0	1484.2	1498.5	1493.3	1490.7	1484.2	1458.2	1445.2	1395.8	1382.8
35°	1719.6	1714.4	1736.6	1748.2	1743.0	1740.4	1732.6	1718.4	1702.7	1667.6	1635.1
37.5°	2046.1	2051.3	2059.2	2035.7	2020.1	2018.8	1995.4	1981.1	1958.9	1919.9	1880.9
40°	2644.5	2611.9	2575.5	2476.6	2433.8	2409.0	2340.1	2320.6	2282.9	2229.5	2189.2
42.5°	3422.3	3389.8	3280.5	3115.4	3026.9	2904.6	2848.7	2779.8	2726.4	2639.3	2592.5
45°	4195.0	4101.3	4088.3	3895.8	3786.6	3625.3	3525.2	3409.3	3288.3	3173.9	3090.6
47.5°	4846.6	4825.8	4762.1	4645.1	4543.6	4408.3	4279.5	4101.3	3976.5	3813.8	3664.3
50°	5368.3	5366.9	5343.5	5276.0	5191.4	5082.1	4968.9	4818.0	4676.3	4477.2	4317.3
52.5°	5758.5	5779.3	5787.1	5766.3	5733.9	5637.6	5580.4	5454.1	5334.5	5165.4	4992.3
55°	6044.7	6121.5	6160.5	6204.7	6195.6	6161.8	6159.1	6077.3	6022.6	5888.6	5766.3
57.5°	6398.5	6524.7	6645.6	6860.3	6868.1	6943.6	6982.6	7021.6	7032.0	6978.6	6938.4
60°	6848.6	7106.1	7335.0	7783.8	7900.9	8085.6	8205.3	8335.4	8445.9	8455.0	8452.4
62.5°	7165.9	7562.7	7932.1	8598.1	8825.7	9039.0	9199.1	9325.2	9402.0	9480.0	9516.5
63°	7175.1	7609.5	8002.4	8689.2	8928.5	9131.4	9283.7	9400.6	9481.4	9528.1	9551.5
65°	6955.2	7482.1	7950.3	8634.5	8859.5	9063.8	9143.1	9219.9	9258.9	9277.1	9208.1
67.5°	5895.0	6410.1	6956.6	7721.4	7913.9	8158.5	8223.5	8262.5	8280.7	8276.8	8218.3
70°	4408.3	4840.2	5447.7	6321.8	6576.7	6816.1	6964.4	7028.1	7048.9	7042.4	6955.2
72.5°	3077.6	3331.3	3832.0	4805.0	5152.4	5459.3	5642.8	5737.7	5757.3	5718.1	5637.6
75°	2584.7	2597.7	2710.8	3242.8	3568.0	3895.8	4102.6	4162.4	4123.4	4005.1	3799.6
77.5°	2307.5	2336.2	2336.2	2415.6	2479.2	2570.3	2589.9	2444.2	2275.1	2056.6	1879.6
80°	1935.5	2035.7	2106.0	2164.5	2171.0	2152.8	2104.6	2022.7	1892.7	1726.2	1541.5
82.5°	1175.9	1373.6	1454.2	1756.0	1904.3	2004.5	1996.7	1887.5	1788.6	1615.5	1458.2
85°	296.6	320.0	347.4	451.3	505.9	617.9	688.2	720.6	732.4	672.4	608.8
87.5°	28.6	19.6	32.6	24.8	35.2	26.0	35.2	32.6	40.4	43.0	46.8
90°	0.0	0.0	0.0	0.0	0.0	0.0	0.0	0.0	0.0	0.0	0.0



REPORT NUMBER: P162299
 CATALOG NUMBER: ECM-E04-LED-E1-SL2-HSS-7060

CANDELA DISTRIBUTION (continued):

	72°	73°	74°	75°	76°	77°	78°	79°	80°	81°	82°
0°	274.4	274.4	274.4	274.4	274.4	274.4	274.4	274.4	274.4	274.4	274.4
2.5°	303.0	301.8	300.4	299.2	297.8	296.6	294.0	294.0	291.4	290.0	288.8
5°	336.8	334.2	333.0	330.4	326.4	323.8	320.0	314.8	310.8	309.6	307.0
7.5°	379.8	373.4	370.8	366.8	361.6	353.8	348.6	344.8	338.2	334.2	326.4
10°	428.0	421.4	413.6	405.8	398.0	389.0	382.4	377.2	366.8	361.6	352.6
12.5°	489.1	477.3	468.3	457.9	447.5	437.1	429.3	413.6	404.6	392.8	385.0
15°	551.5	541.1	530.7	517.7	502.1	485.1	477.3	463.1	451.3	433.2	422.8
17.5°	627.0	607.5	591.9	576.3	561.9	546.3	530.7	508.5	491.7	476.1	455.3
20°	701.2	677.6	660.8	640.0	619.2	594.5	576.3	560.7	537.3	516.5	494.3
22.5°	780.5	757.0	729.8	709.0	680.2	660.8	636.0	610.1	586.7	559.3	532.1
25°	876.7	851.9	820.7	793.5	761.0	733.6	703.8	673.8	645.2	614.0	578.9
27.5°	995.0	969.1	935.3	902.7	859.9	825.9	797.4	757.0	720.6	681.6	641.2
30°	1144.7	1116.1	1074.4	1027.6	984.7	947.0	906.7	853.3	812.9	766.2	714.2
32.5°	1339.8	1306.0	1250.1	1205.9	1152.5	1103.0	1047.2	993.8	936.5	875.5	815.5
35°	1585.7	1554.5	1489.4	1424.4	1365.8	1307.3	1237.1	1175.9	1095.2	1021.0	944.4
37.5°	1840.6	1784.6	1724.8	1654.6	1581.7	1511.5	1425.6	1341.1	1248.7	1168.1	1071.8
40°	2132.0	2064.4	2014.9	1939.5	1836.7	1736.6	1657.2	1551.9	1436.0	1328.1	1214.9
42.5°	2531.3	2455.8	2367.4	2252.9	2178.8	2061.8	1958.9	1834.1	1681.9	1560.9	1424.4
45°	2993.1	2890.3	2804.4	2693.9	2604.1	2458.4	2338.8	2172.3	2020.1	1861.4	1694.9
47.5°	3520.0	3392.4	3267.5	3158.2	3015.2	2872.1	2719.9	2543.0	2347.9	2173.6	1975.9
50°	4124.8	3943.9	3771.0	3630.5	3434.0	3268.9	3103.6	2904.6	2688.7	2488.4	2263.3
52.5°	4797.2	4587.8	4358.9	4143.0	3915.3	3703.3	3504.2	3275.3	3034.7	2790.2	2539.1
55°	5609.0	5451.5	5182.2	4907.8	4603.4	4319.9	4063.7	3780.0	3487.4	3166.0	2902.0
57.5°	6879.8	6803.1	6578.0	6303.6	5906.8	5562.0	5127.7	4780.3	4356.3	3914.0	3573.2
60°	8602.0	8507.1	8380.8	8158.5	7843.7	7375.4	6896.7	6356.9	5711.7	5099.1	4517.6
62.5°	9520.3	9486.6	9383.8	9230.3	8936.3	8566.9	8084.3	7491.1	6762.7	6018.7	5277.2
63°	9547.7	9504.7	9416.4	9260.3	9001.4	8643.6	8170.1	7593.9	6881.1	6122.7	5365.7
65°	9178.3	9161.3	9071.6	8901.3	8724.2	8451.1	8084.3	7588.7	6990.4	6273.6	5520.4
67.5°	8140.3	8089.5	7951.6	7899.6	7776.0	7586.1	7306.4	6965.6	6537.7	5974.4	5324.1
70°	6885.0	6809.5	6636.6	6544.2	6393.3	6273.6	6103.3	5860.0	5596.0	5203.0	4717.9
72.5°	5554.2	5398.3	5239.6	4998.9	4788.1	4574.8	4386.3	4214.6	3924.4	3765.8	3397.6
75°	3607.1	3323.5	3051.6	2687.4	2359.6	2069.6	1787.2	1644.2	1346.3	1225.3	1052.4
77.5°	1711.8	1553.1	1339.8	1174.5	963.9	787.0	642.6	482.5	378.6	296.6	226.3
80°	1381.4	1247.5	1118.7	969.1	810.3	646.4	495.5	370.8	262.8	182.1	128.7
82.5°	1231.9	1086.2	927.5	824.7	716.8	586.7	481.3	392.8	290.0	212.1	144.3
85°	478.7	403.2	310.8	253.7	197.7	162.5	146.9	101.5	79.4	62.4	48.2
87.5°	41.6	33.8	27.4	18.2	19.6	10.4	11.8	7.8	6.6	6.6	5.2
90°	0.0	0.0	0.0	0.0	0.0	0.0	0.0	0.0	0.0	0.0	0.0



REPORT NUMBER: P162299

CATALOG NUMBER: ECM-E04-LED-E1-SL2-HSS-7060

CANDELA DISTRIBUTION (continued):

	83°	84°	85°	86°	87°	88°	89°	90°	95°	105°	115°
0°	274.4	274.4	274.4	274.4	274.4	274.4	274.4	274.4	274.4	274.4	274.4
2.5°	287.4	286.2	284.8	282.2	282.2	279.6	278.4	277.0	270.6	256.3	244.5
5°	301.8	299.2	296.6	292.6	290.0	286.2	283.6	279.6	265.4	238.1	214.7
7.5°	322.6	317.4	313.4	305.6	301.8	296.6	292.6	286.2	262.8	221.1	188.7
10°	347.4	338.2	331.6	322.6	314.8	308.2	301.8	292.6	260.2	202.9	165.1
12.5°	377.2	366.8	353.8	343.4	333.0	323.8	314.8	303.0	256.3	187.3	146.9
15°	407.2	391.6	382.4	368.2	353.8	340.8	327.8	317.4	257.6	170.3	131.3
17.5°	441.0	425.4	405.8	390.2	374.6	357.8	342.0	321.2	251.1	157.3	119.7
20°	473.5	451.3	433.2	413.6	391.6	370.8	351.2	333.0	245.9	144.3	109.3
22.5°	508.5	482.5	459.1	434.5	407.2	383.8	360.4	336.8	236.7	132.7	100.1
25°	551.5	521.7	487.7	457.9	429.3	400.6	370.8	342.0	227.7	122.3	93.7
27.5°	603.6	564.5	530.7	492.9	452.7	416.2	383.8	352.6	218.5	114.5	87.2
30°	669.8	624.4	576.3	528.1	485.1	443.6	398.0	359.0	209.5	106.7	80.6
32.5°	758.4	701.2	642.6	586.7	529.5	476.1	428.0	377.2	204.3	100.1	74.2
35°	875.5	801.3	729.8	659.4	590.5	525.5	463.1	405.8	204.3	92.3	66.4
37.5°	986.0	900.1	809.1	722.0	640.0	564.5	490.3	421.4	193.9	85.9	59.8
40°	1105.6	1002.8	896.3	793.5	694.6	601.0	516.5	437.1	184.7	78.0	53.4
42.5°	1289.1	1159.0	1019.8	900.1	781.8	666.0	560.7	466.9	173.1	70.2	46.8
45°	1529.7	1364.4	1200.7	1055.0	904.1	762.2	637.4	521.7	170.3	63.8	40.4
47.5°	1787.2	1592.1	1399.6	1213.7	1036.8	871.5	722.0	582.7	170.3	57.2	35.2
50°	2043.5	1799.0	1593.5	1377.6	1178.5	983.4	805.2	646.4	171.7	52.0	28.6
52.5°	2275.1	2013.6	1783.4	1533.5	1313.8	1087.4	893.7	709.0	169.1	45.6	23.4
55°	2596.3	2289.3	2022.7	1747.0	1489.4	1234.5	1014.6	802.6	170.3	40.4	19.6
57.5°	3188.2	2827.9	2506.6	2145.0	1848.4	1519.3	1252.7	995.0	186.1	33.8	14.4
60°	4037.7	3569.3	3118.0	2677.0	2299.7	1908.3	1562.3	1259.1	218.5	27.4	10.4
62.5°	4608.6	3995.9	3457.4	2970.9	2532.6	2122.8	1745.6	1401.0	240.7	22.2	6.6
63°	4667.1	4033.7	3492.6	2990.5	2543.0	2133.2	1753.4	1411.4	241.9	20.8	6.6
65°	4777.7	4098.7	3512.2	2994.3	2532.6	2119.0	1748.2	1410.0	244.5	17.0	5.2
67.5°	4651.5	3998.5	3398.9	2882.5	2441.6	2034.4	1683.2	1358.0	243.3	11.8	4.0
70°	4159.8	3618.7	3092.0	2610.7	2210.0	1841.9	1532.3	1238.3	223.7	7.8	2.6
72.5°	3054.2	2686.1	2277.7	1930.3	1665.0	1382.8	1179.7	930.1	173.1	5.2	1.4
75°	905.3	824.7	693.4	611.4	539.9	446.2	396.8	309.6	88.5	2.6	0.0
77.5°	180.9	163.9	146.9	133.9	126.1	107.9	102.7	84.6	36.4	1.4	0.0
80°	94.9	78.0	66.4	58.6	50.8	41.6	35.2	28.6	6.6	0.0	0.0
82.5°	91.1	61.2	44.2	36.4	31.2	24.8	19.6	14.4	4.0	0.0	0.0
85°	33.8	26.0	19.6	15.6	13.0	11.8	9.2	7.8	0.0	0.0	0.0
87.5°	5.2	4.0	4.0	2.6	2.6	1.4	1.4	1.4	0.0	0.0	0.0
90°	0.0	0.0	0.0	0.0	0.0	0.0	0.0	0.0	0.0	0.0	0.0



REPORT NUMBER: P162299

CATALOG NUMBER: ECM-E04-LED-E1-SL2-HSS-7060

CANDELA DISTRIBUTION (continued):

	125°	135°	145°	155°	165°	175°	180°
0°	274.4	274.4	274.4	274.4	274.4	274.4	274.4
2.5°	232.9	222.5	217.3	210.7	210.7	209.5	212.1
5°	193.9	179.5	169.1	161.3	162.5	158.7	159.9
7.5°	163.9	149.5	140.5	135.3	133.9	132.7	132.7
10°	141.7	128.7	120.9	117.1	115.7	115.7	115.7
12.5°	126.1	113.1	106.7	104.1	104.1	102.7	102.7
15°	113.1	102.7	96.3	93.7	93.7	92.3	93.7
17.5°	102.7	92.3	87.2	84.6	84.6	83.2	83.2
20°	93.7	84.6	79.4	75.4	75.4	74.2	75.4
22.5°	85.9	76.8	70.2	67.6	66.4	65.0	66.4
25°	78.0	69.0	62.4	58.6	57.2	57.2	56.0
27.5°	71.6	62.4	54.6	50.8	49.4	49.4	48.2
30°	65.0	54.6	46.8	43.0	41.6	41.6	41.6
32.5°	58.6	46.8	40.4	36.4	35.2	35.2	35.2
35°	52.0	40.4	33.8	30.0	28.6	28.6	28.6
37.5°	44.2	33.8	26.0	23.4	22.2	20.8	20.8
40°	37.8	26.0	19.6	17.0	14.4	14.4	14.4
42.5°	31.2	20.8	14.4	10.4	9.2	7.8	9.2
45°	26.0	15.6	9.2	5.2	4.0	4.0	4.0
47.5°	20.8	10.4	4.0	1.4	1.4	1.4	1.4
50°	15.6	6.6	1.4	0.0	0.0	1.4	1.4
52.5°	11.8	4.0	0.0	0.0	0.0	0.0	0.0
55°	6.6	1.4	0.0	0.0	0.0	0.0	0.0
57.5°	4.0	0.0	0.0	0.0	0.0	0.0	0.0
60°	2.6	0.0	0.0	0.0	0.0	0.0	0.0
62.5°	1.4	0.0	0.0	0.0	0.0	0.0	0.0
63°	1.4	0.0	0.0	0.0	0.0	0.0	0.0
65°	1.4	0.0	0.0	0.0	0.0	0.0	0.0
67.5°	0.0	0.0	0.0	0.0	0.0	0.0	0.0
70°	0.0	0.0	0.0	0.0	0.0	0.0	0.0
72.5°	0.0	0.0	0.0	0.0	0.0	0.0	0.0
75°	0.0	0.0	0.0	0.0	0.0	0.0	0.0
77.5°	0.0	0.0	0.0	0.0	0.0	0.0	0.0
80°	0.0	0.0	0.0	0.0	0.0	0.0	0.0
82.5°	0.0	0.0	0.0	0.0	0.0	0.0	0.0
85°	0.0	0.0	0.0	0.0	0.0	0.0	0.0
87.5°	0.0	0.0	0.0	0.0	0.0	0.0	0.0
90°	0.0	0.0	0.0	0.0	0.0	0.0	0.0

(END OF REPORT)